



Date: April 10, 2015

Regarding: **Vehicle Thefts with Keys in the United States - (Public Dissemination)**

Prepared By: Olivia Ortiz, Strategic Analyst

## Section 1: Introduction

This *ForeCAST*<sup>SM</sup> Report analyzes the National Crime Information Center (NCIC) vehicle theft data to identify trends and patterns regarding vehicle thefts where the vehicle was taken with the keys, in the United States. Vehicle thefts with keys included in this study were committed with the vehicle's key used to drive the vehicle away. Theft scenarios include opportunistic theft while a vehicle is being warmed up in the winter with keys in the transmission, instances where thieves simply drove off because owners left keys in the vehicle console, and other thefts where the vehicle was stolen through use of the keys for the vehicle. The vehicles included in this study are passenger vehicles of all model years. Vehicle thefts with keys were identified by using the NCIC text fields provided. Terms indicating the vehicle was stolen with the keys were used as search criteria. Theft not containing these terms were not included in the data set.

This report includes a look at vehicle thefts with keys and details the top 10 theft states and theft core-based statistical areas (CBSAs). This report also studies the trend in year models stolen. In addition, the report takes a similar look at unrecovered vehicle thefts with keys, including the top 10 unrecovered theft states, and CBSAs. Lastly, this report will look at trends and patterns in vehicle thefts with keys with relation to dates.

## Section 2: Executive Summary

There were 126,603 vehicle thefts with keys reported stolen in the United States between January 1, 2012 and December 31, 2014<sup>1</sup>. The analysis in this report shows that California has the highest number of vehicle thefts with keys by state (19,597). The Las Vegas-Henderson-Paradise, NV CBSA has the highest number of thefts (6,185), with the Detroit-Warren-Dearborn, MI CBSA as the highest number of unrecovered thefts (766).

## Section 3: Top Theft States and CBSAs

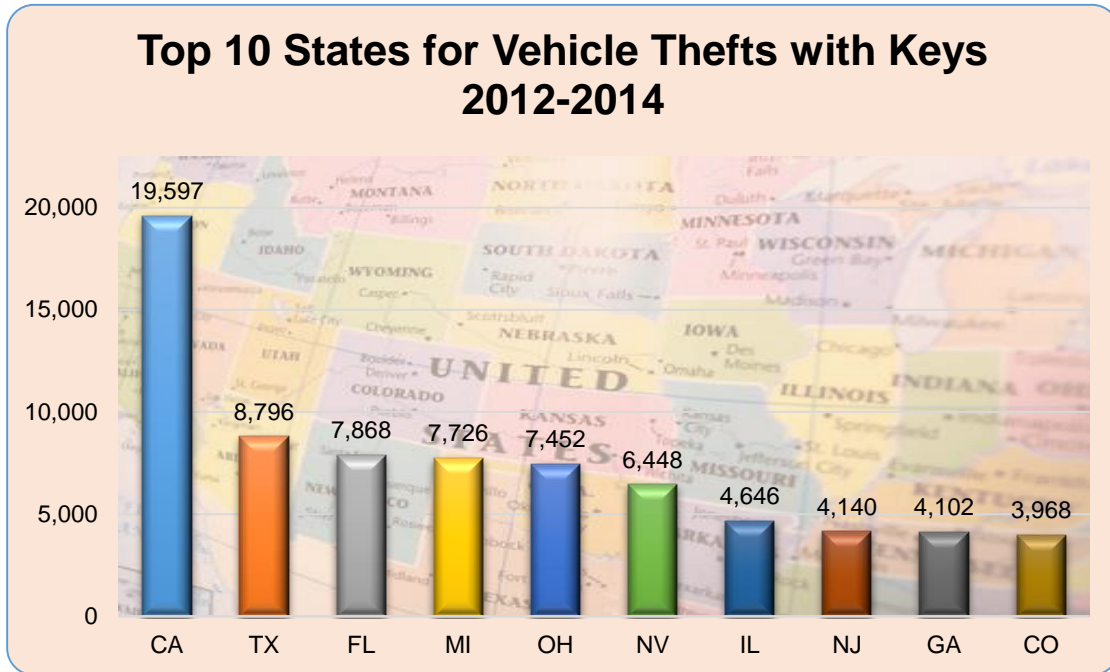
California had the most vehicle thefts with keys at 19,597 thefts, followed by Texas with 8,796 thefts, and Florida with 7,868 thefts. The graph below shows the top 10 thefts states for vehicle thefts with keys. As a whole, the top 10 theft states represent 59% of the vehicle thefts with keys.

<sup>1</sup> Only NCIC entries with valid vehicle identification numbers (VINs) which could be decoded for make and model were included in this report.

## Vehicle Thefts With Keys in the United States – (Public Dissemination)

April 10, 2015

Page 2 of 7



Las Vegas-Henderson-Paradise, NV has the CBSA with highest number of thefts at 6,185. The Detroit-Warren-Dearborn, MI CBSA had 4,882 vehicle thefts with keys, followed by Atlanta-Sandy Springs-Roswell, GA CBSA with 3,234 thefts.



## Section 4: Vehicle Year Model Patterns

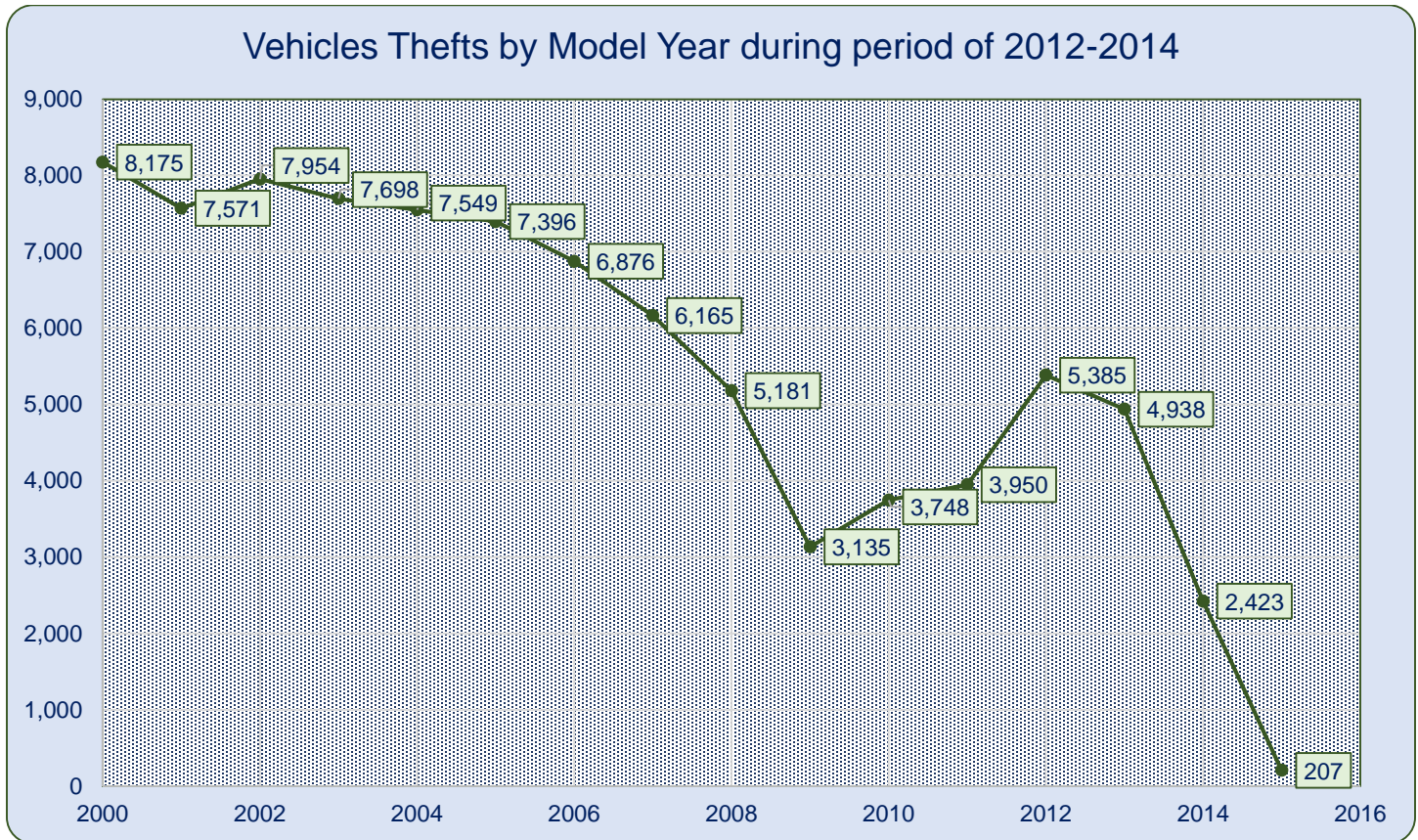
The table below illustrates the vehicle thefts with keys by model year. From the 2002 model year to 2009, there is a significant drop. This data suggests that older models may be more inclined to be stolen, especially during the colder months, due to the keys remaining in the ignition while being warmed up. Newer model vehicles can be remote started without the need to keep the keys in the ignition, making these vehicles less desirable for

### Vehicle Thefts With Keys in the United States – (Public Dissemination)

April 10, 2015

Page 3 of 7

opportunistic thieves. The table below illustrates the vehicle theft pattern in 2000-2015 models only, although vehicle models ranging from 1963 to 2015 were included in this study.



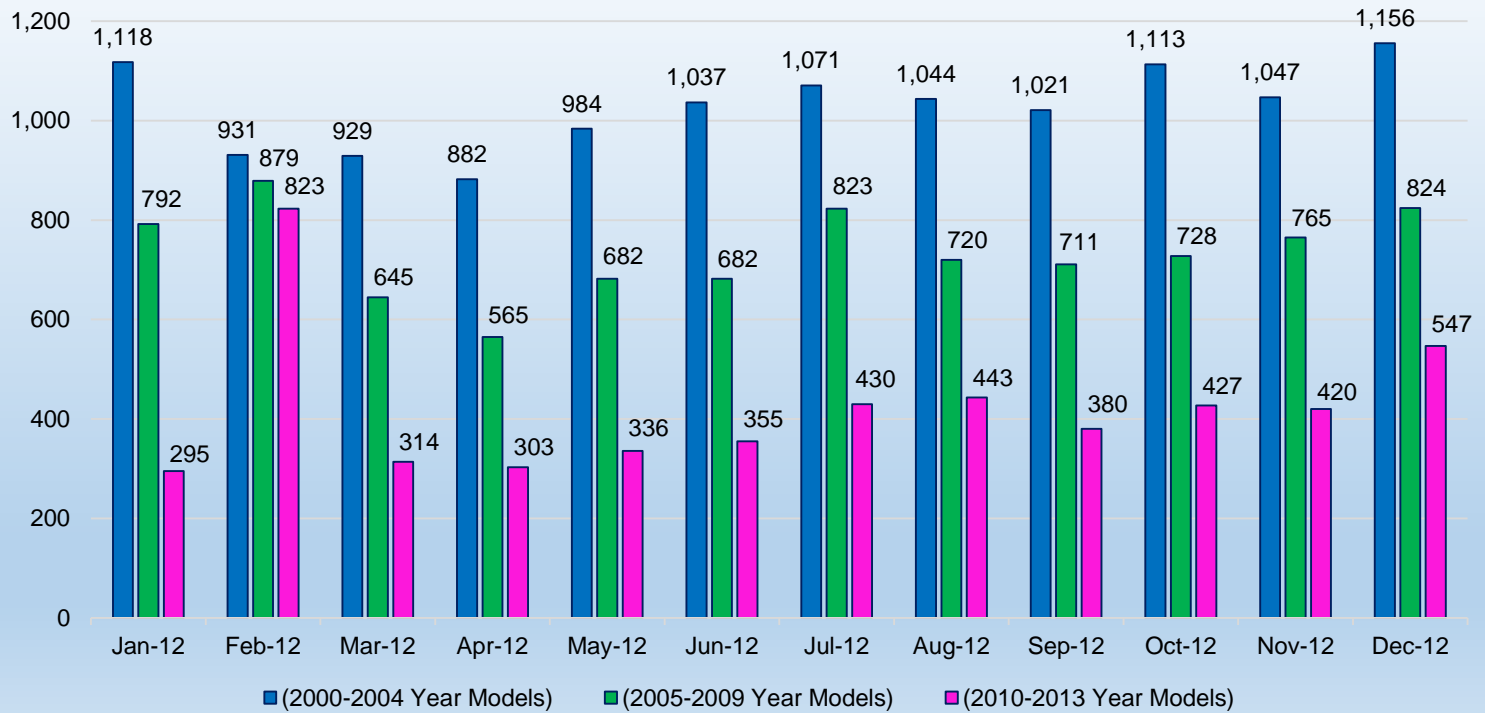
The graphs below break down each year studied and further illustrates the climb in older vehicle thefts during the colder months. The models years were grouped in 2000-2004 Year Models, 2005-2009 Year Models, and the last category containing 2010 and newer Year Models.

**Vehicle Thefts With Keys in the United States – (Public Dissemination)**

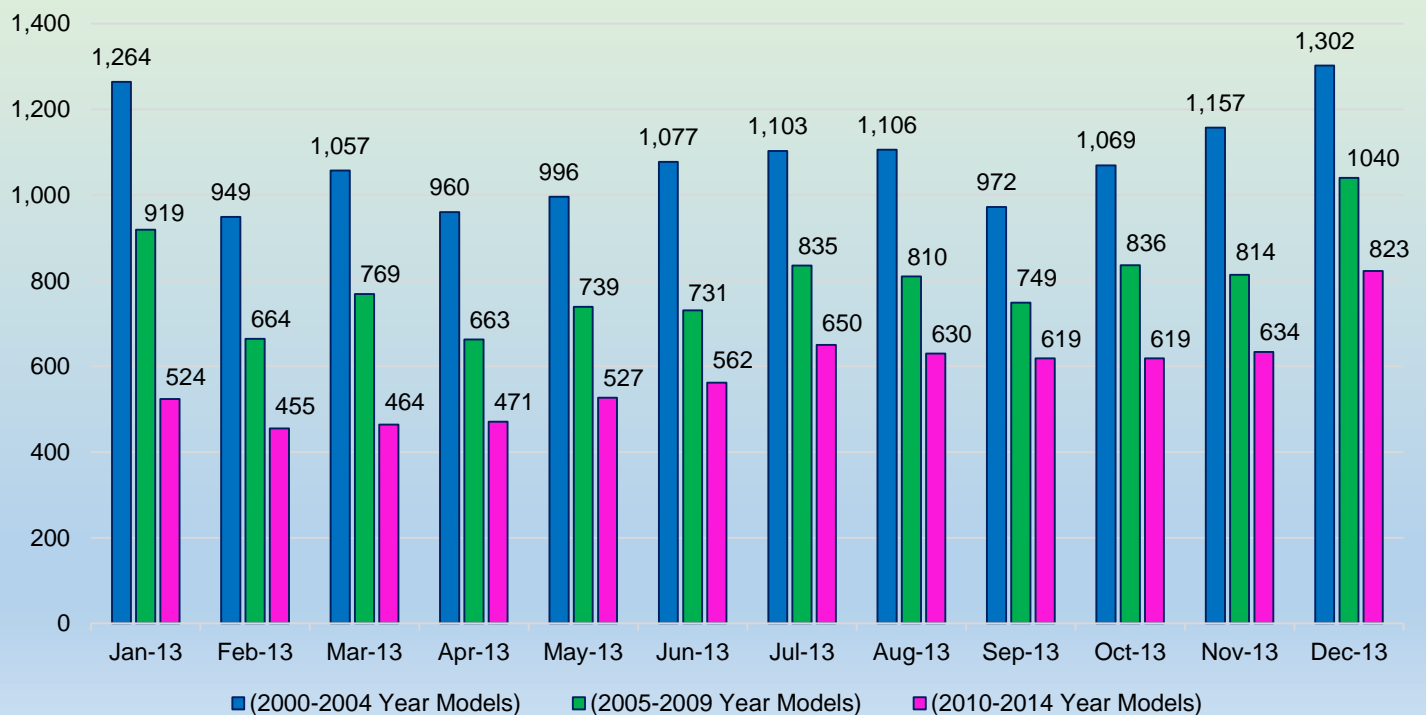
April 10, 2015

Page 4 of 7

**Vehicle Thefts with Keys by Year Models in 2012**



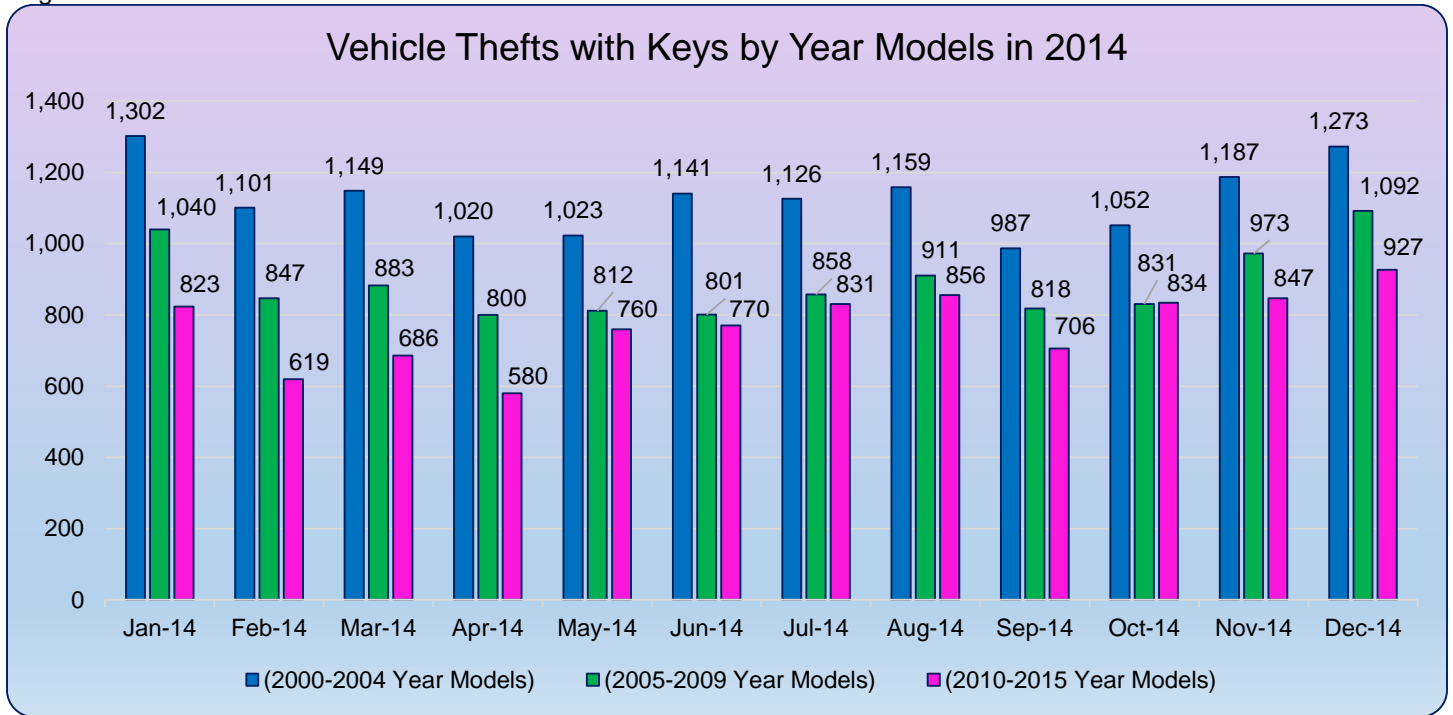
**Vehicle Thefts with Keys by Year Models in 2013**



**Vehicle Thefts With Keys in the United States – (Public Dissemination)**

April 10, 2015

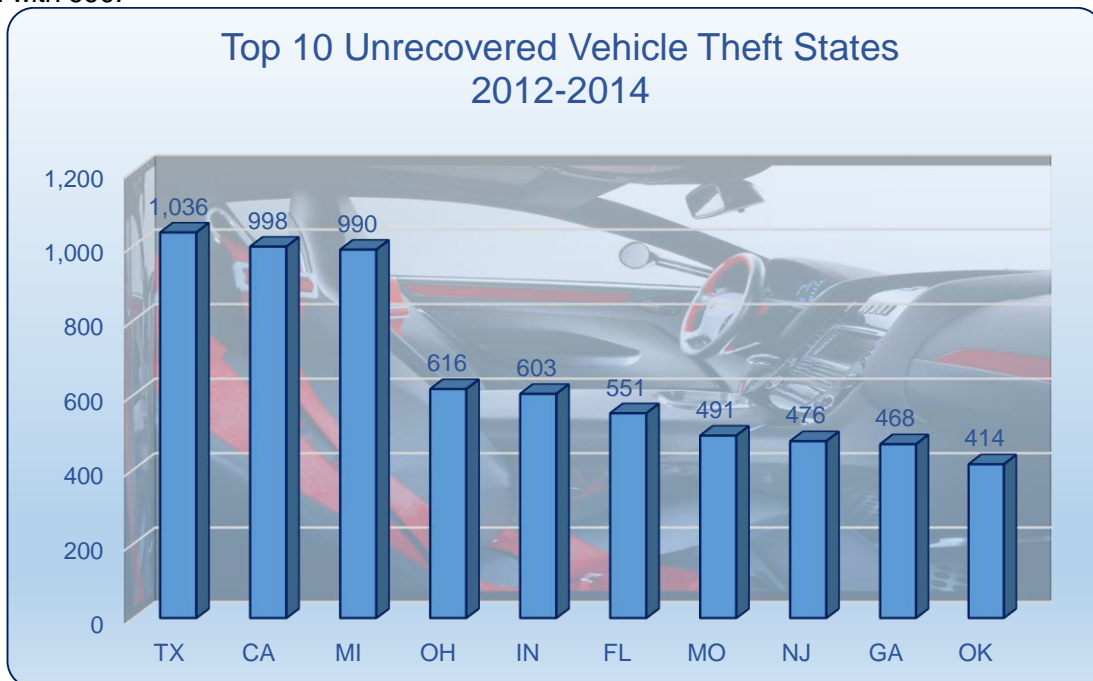
Page 5 of 7



**Section 5: Unrecovered Thefts**

Of the 126,603 vehicle thefts with keys in this analysis, 11,199 (or 9%) remain unrecovered as of 12/31/2014.

Below you will find a chart detailing the top 10 states for unrecovered vehicle theft with keys. By state, Texas had the highest number of unrecovered thefts with 1,036, followed by California with 998, and Michigan with 990.



The following is a chart of the top 10 unrecovered vehicle thefts with keys by CBSA:

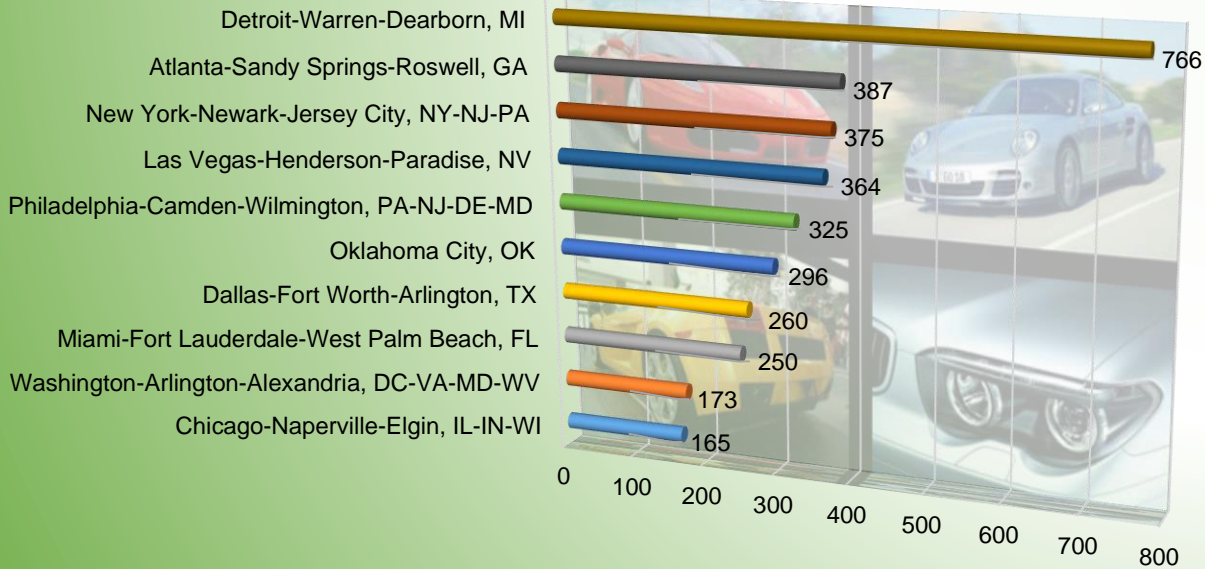


**Vehicle Thefts With Keys in the United States – (Public Dissemination)**

April 10, 2015

Page 6 of 7

**Top 10 Unrecovered Vehicle Theft CBSAs for 2012-2014**



By CBSA, the Detroit-Warren-Dearborn, MI CBSA had the most unrecovered thefts with 766. The next highest CBSAs were Atlanta-Sandy Springs-Roswell, GA with 387 unrecovered thefts, and New York-Newark-Jersey City, NY-NJ-PA with 375.

**Section 6: Thefts and Date Relations**

The daily average number of vehicle thefts with keys during the evaluation period is 115 thefts per day. The table below illustrates the top 10 dates where the most thefts occurred. It is interesting to note that all ten dates occur when the weather is traditionally colder.

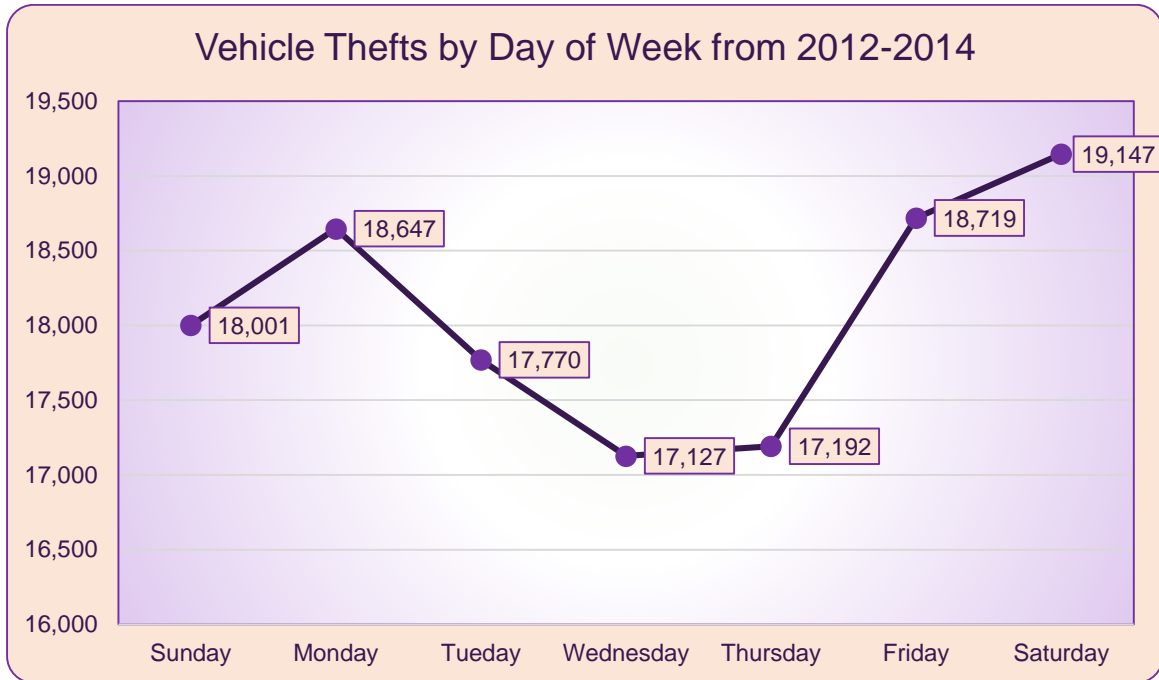
Top 10 Dates during 2012-2014 with the Highest Number of Vehicle Thefts Reported	
Date	Number of Thefts
January 1, 2014	177
December 1, 2014	169
December 30, 2014	167
December 13, 2013	166
December 29, 2014	165
December 16, 2014	164
November 27, 2013	163
November 26, 2013	162
November 22, 2014	162
December 30, 2013	162

The graph below illustrates the pattern of thefts by day of the week. Saturday is the day of the week where most thefts occur.

## Vehicle Thefts With Keys in the United States – (Public Dissemination)

April 10, 2015

Page 7 of 7



### Section 6: Conclusion

Between January 1, 2012 and December 31, 2014, 126,603 vehicle thefts with keys were reported stolen. California had the most vehicle thefts with keys by state with 19,597 thefts reported, followed by Texas with 8,796, and Florida with 7,868. In addition, Las Vegas-Henderson-Paradise, NV CBSA had the most vehicle thefts with keys with 6,185. The Detroit-Warren-Dearborn, MI CBSA had 4,882 vehicle thefts with keys, with Atlanta-Sandy Springs-Roswell, GA coming in third with 3,234 thefts.

Out of the 126,603 vehicle thefts with keys, 9% were unrecovered as of 12/31/2014. By State, Texas had the most unrecovered vehicle thefts with keys with 1,036. California came in second with 998 unrecovered thefts and Michigan was third with 990 unrecovered thefts with keys. By CBSA, the Detroit-Warren-Dearborn, MI CBSA has the most unrecovered thefts at 766, followed by the Atlanta-Sandy Springs-Roswell, GA CBSA with 387, and the New York-Newark-Jersey City, NY-NJ-PA CBSA with 375.